

Survey: LASD Parent Safety Survey - Spring 2009

Report: Default Report

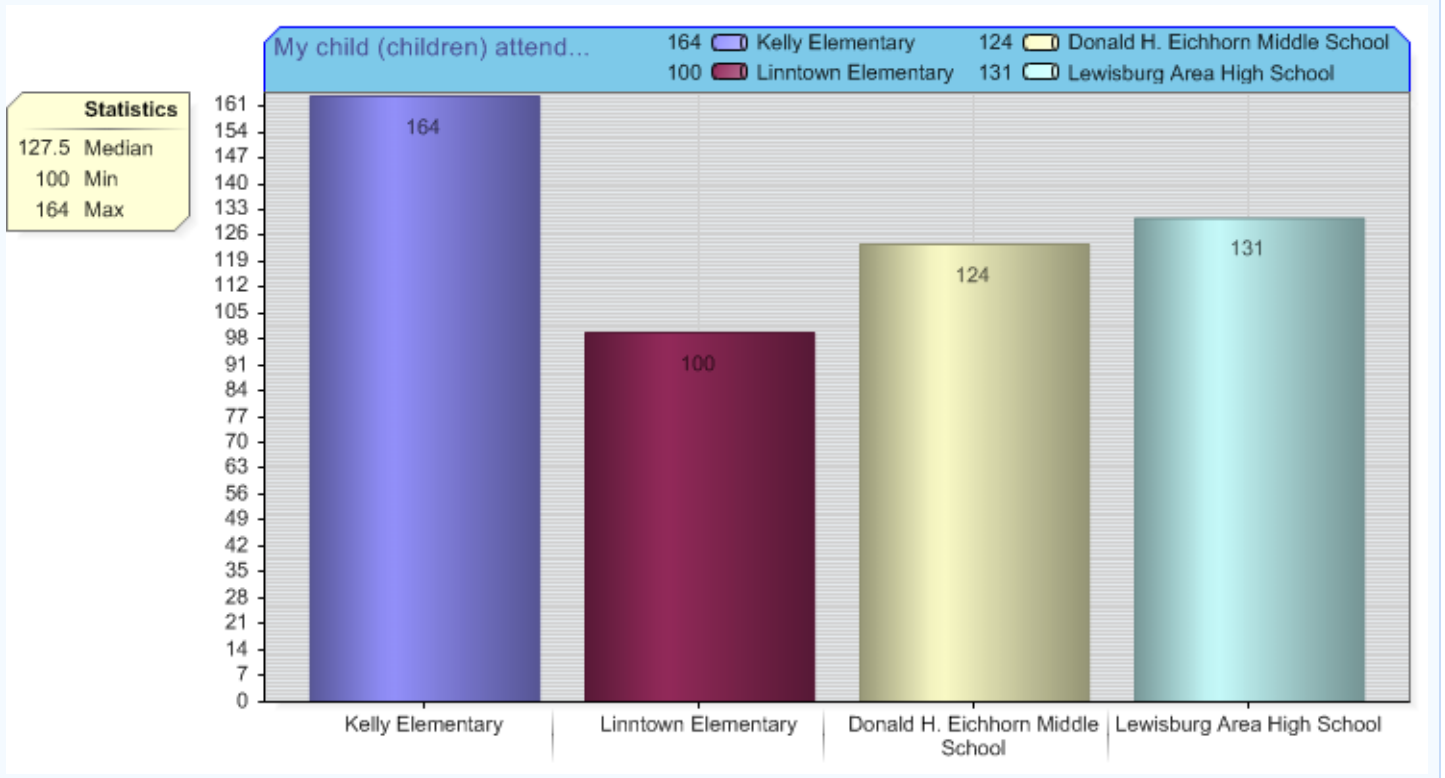
Survey Status		Respondent Statistics		Points Summary:
Status:	Closed	Total Responses:	337	No Points Questions used in this survey.
Deploy Date:	03/04/2009	Completes:	287	
Closed Date:		Partials:	50	

[Convert to PDF](#)
[Email PDF](#)
[Export to Excel](#)

 View Questions:

1. My child (children) attend...

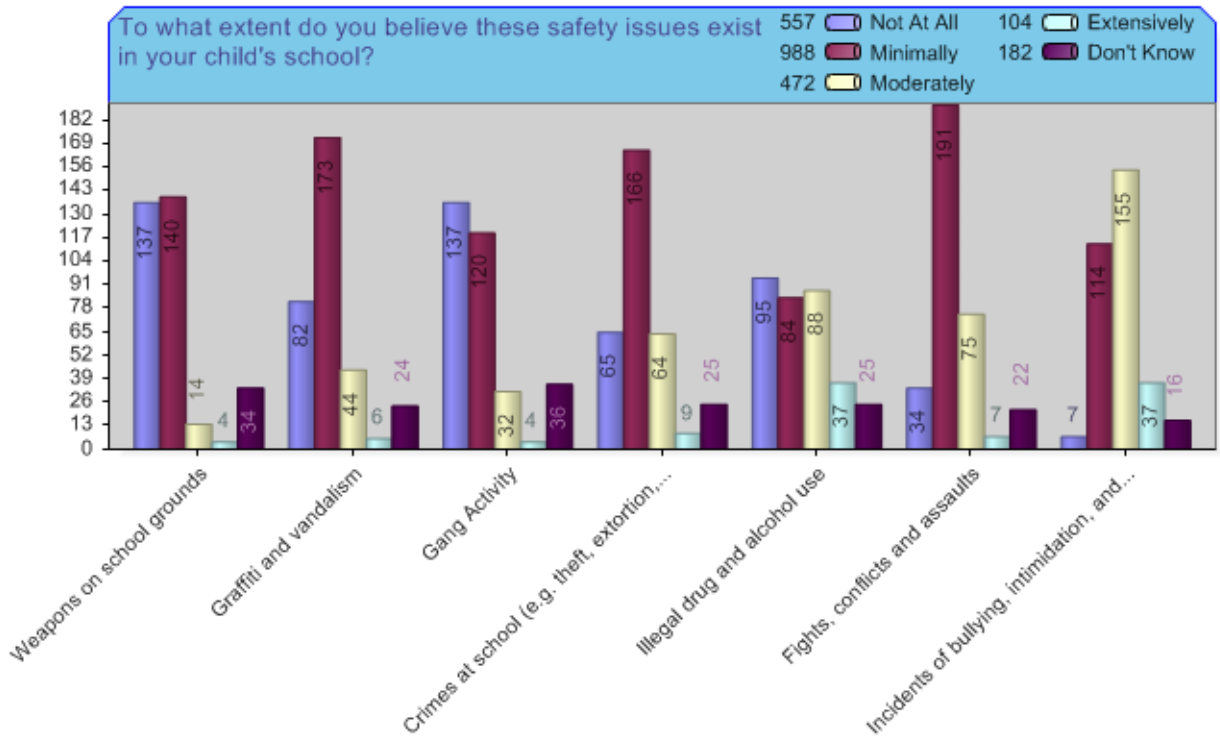
	Responses	Percent
Kelly Elementary:	164	47.26%
Linntown Elementary:	100	28.82%
Donald H. Eichhorn Middle School:	124	35.73%
Lewisburg Area High School:	131	37.75%
Total Responded to this question:		347 102.97%
Total who skipped this question:		-10 -2.97%
Total:		337 100%



2. To what extent do you believe these safety issues exist in your child's school?

	Not At All	Minimally	Moderately	Extensively	Don't Know	Total
Weapons on school grounds:	137(41.64%)	140(42.55%)	14(4.26%)	4(1.22%)	34(10.33%)	329
Graffiti and vandalism:	82(24.92%)	173(52.58%)	44(13.37%)	6(1.82%)	24(7.29%)	329
Gang Activity:	137(41.64%)	120(36.47%)	32(9.73%)	4(1.22%)	36(10.94%)	329
Crimes at school (e.g. theft, extortion, hazing):	65(19.76%)	166(50.46%)	64(19.45%)	9(2.74%)	25(7.6%)	329
Illegal drug and alcohol use:	95(28.88%)	84(25.53%)	88(26.75%)	37(11.25%)	25(7.6%)	329
Fights, conflicts and assaults:	34(10.33%)	191(58.05%)	75(22.8%)	7(2.13%)	22(6.69%)	329
Incidents of bullying, intimidation, and harassment:	7(2.13%)	114(34.65%)	155(47.11%)	37(11.25%)	16(4.86%)	329
Total Responded to this question:					329	97.63%
Total who skipped this question:					8	2.37%
Total:					337	100%

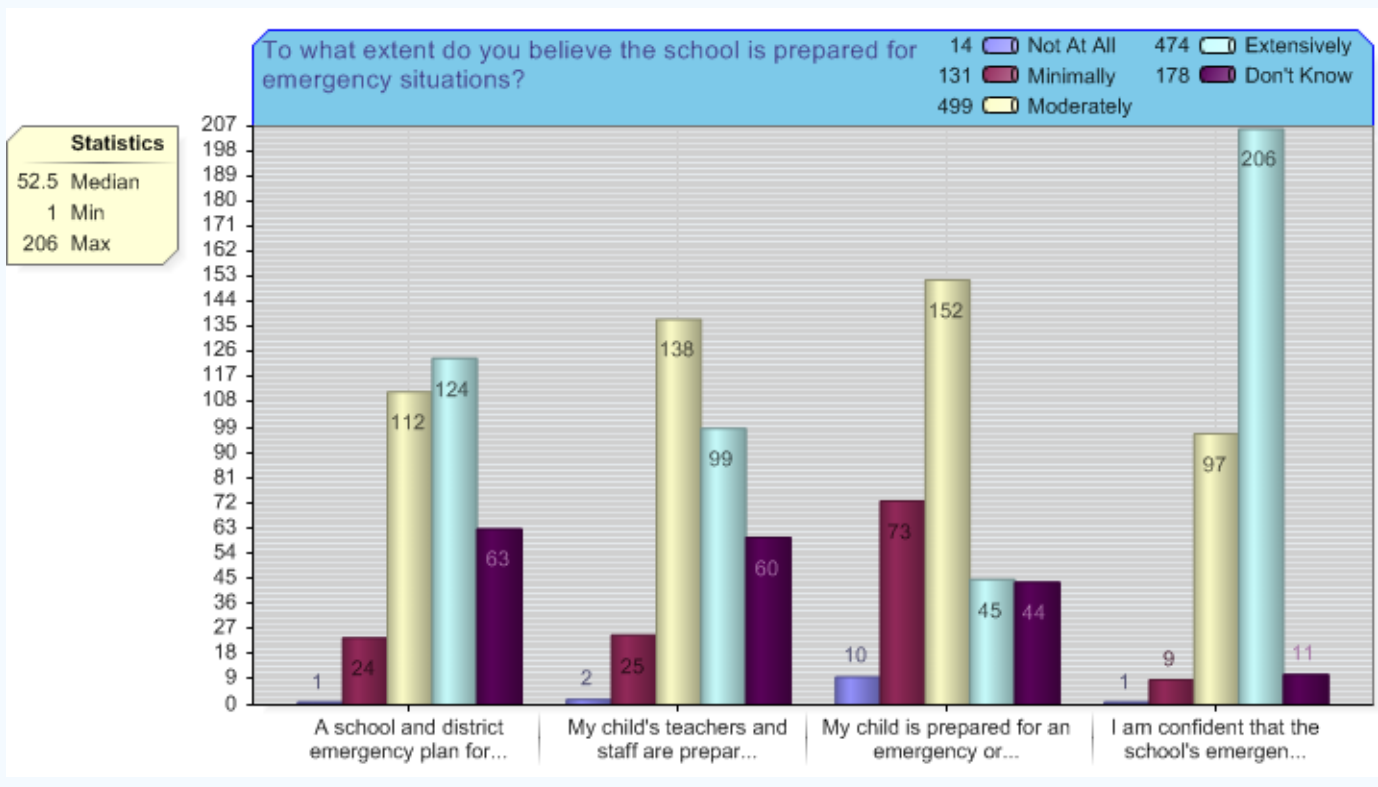
Statistics
 37 Median
 4 Min
 191 Max



3. To what extent do you believe the school is prepared for emergency situations?

	Not At All	Minimally	Moderately	Extensively	Don't Know	Total
A school and district emergency plan for crisis situations exists.:	1(0.31%)	24(7.41%)	112(34.57%)	124(38.27%)	63(19.44%)	324
My child's teachers and staff are prepared for emergency and crisis situations.:	2(0.62%)	25(7.72%)	138(42.59%)	99(30.56%)	60(18.52%)	324
My child is prepared for an emergency or crisis situation at school.:	10(3.09%)	73(22.53%)	152(46.91%)	45(13.89%)	44(13.58%)	324
I am confident that the school's emergency communication system will contact me in the event of a crisis.:	1(0.31%)	9(2.78%)	97(29.94%)	206(63.58%)	11(3.4%)	324

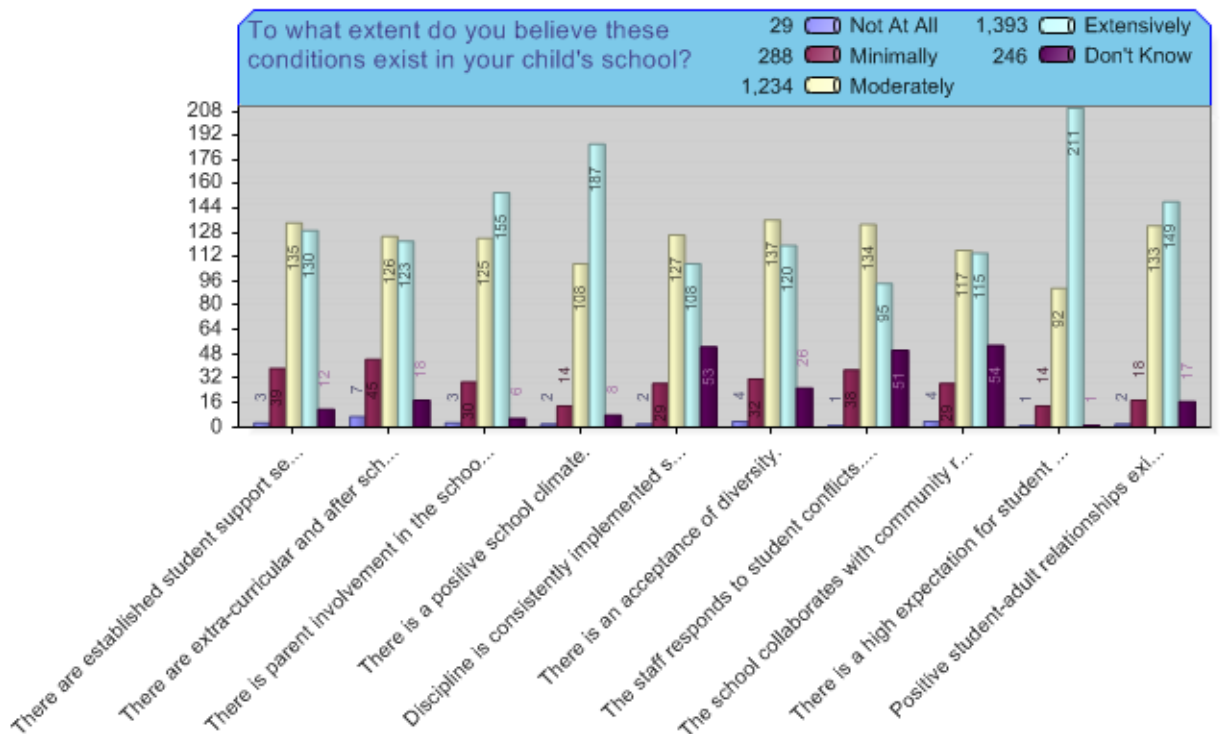
Total Responded to this question: 324 96.14%
 Total who skipped this question: 13 3.86%
 Total: 337 100%




4. To what extent do you believe these conditions exist in your child's school?

	Not At All	Minimally	Moderately	Extensively	Don't Know	Total
There are established student support services (counseling, mentoring, team reviews.):	3(0.94%)	39(12.23%)	135(42.32%)	130(40.75%)	12(3.76%)	319
There are extra-curricular and after school offerings for students.:	7(2.19%)	45(14.11%)	126(39.5%)	123(38.56%)	18(5.64%)	319
There is parent involvement in the school.:	3(0.94%)	30(9.4%)	125(39.18%)	155(48.59%)	6(1.88%)	319
There is a positive school climate.:	2(0.63%)	14(4.39%)	108(33.86%)	187(58.62%)	8(2.51%)	319
Discipline is consistently implemented school-wide.:	2(0.63%)	29(9.09%)	127(39.81%)	108(33.86%)	53(16.61%)	319
There is an acceptance of diversity.:	4(1.25%)	32(10.03%)	137(42.95%)	120(37.62%)	26(8.15%)	319
The staff responds to student conflicts.:	1(0.31%)	38(11.91%)	134(42.01%)	95(29.78%)	51(15.99%)	319
The school collaborates with community resources.:	4(1.25%)	29(9.09%)	117(36.68%)	115(36.05%)	54(16.93%)	319
There is a high expectation for student learning and achievement.:	1(0.31%)	14(4.39%)	92(28.84%)	211(66.14%)	1(0.31%)	319
Positive student-adult relationships exist throughout the school.:	2(0.63%)	18(5.64%)	133(41.69%)	149(46.71%)	17(5.33%)	319
Total Responded to this question:					319	94.66%
Total who skipped this question:					18	5.34%
Total:					337	100%

Statistics
 38.5 Median
 1 Min
 211 Max




5. What do you believe is the most pressing safety need in your child's school?

	Responses	Percent
Responses: 	180	100%
Total Responded to this question:	180	53.41%
Total who skipped this question:	157	46.59%
Total:	337	100%


Graph/Chart function not relevant for this question type.

6. What topics are most important for school safety training for the staff and the students?

	Responses	Percent
Responses: 	167	100%
Total Responded to this question:	167	49.55%
Total who skipped this question:	170	50.45%
Total:	337	100%

Graph/Chart function not relevant for this question type.

7. What other factors not included in this survey do you believe affect school safety and should be addressed by the school district?

	Responses	Percent
Responses: 	117	100%
Total Responded to this question:	117	34.72%
Total who skipped this question:	220	65.28%
Total:	337	100%

Graph/Chart function not relevant for this question type.