

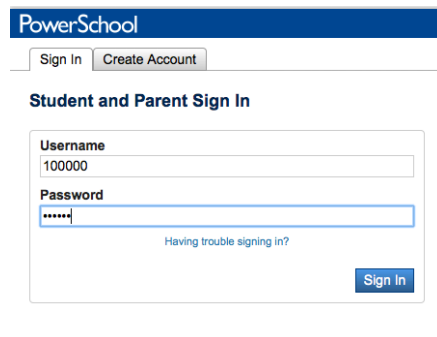
# Parent Single Sign-on accounts in PowerSchool

Parents of students in Grades 4-12 in the Lewisburg Area School District are able to view student grades and attendance online through PowerSchool, the District's student information system. Each student has access to Power School with a unique login ID (Username) and password. These usernames and passwords are confidential. Login ID's and passwords will not be given out over the phone or in an email to protect the confidentiality of your son/daughter's information.

The website location is: <http://powerschool.dragon.k12.pa.us/public>

Your confidential Student ID/Username is: 100000

Your confidential Student password is: \*\*\*\*\*



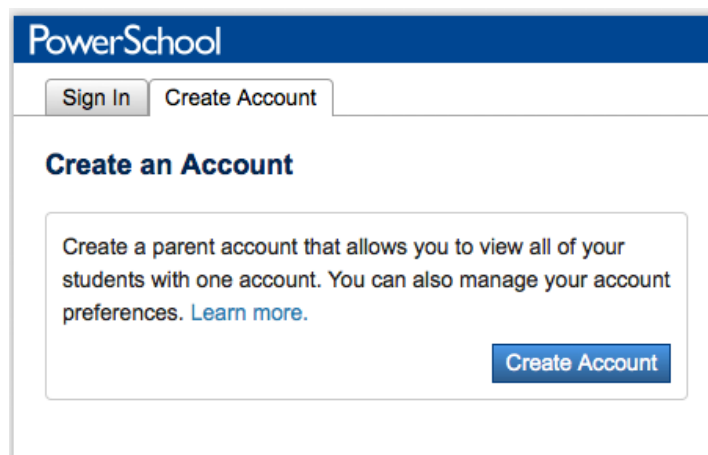
The screenshot shows the PowerSchool login interface. At the top, there is a blue header with the 'PowerSchool' logo. Below the header, there are two tabs: 'Sign In' (selected) and 'Create Account'. The main heading is 'Student and Parent Sign In'. There are two input fields: 'Username' with the value '100000' and 'Password' with masked characters '\*\*\*\*\*'. A link 'Having trouble signing in?' is located below the password field. A blue 'Sign In' button is at the bottom right of the form.

You and/or your child may continue to access PowerSchool Parent portal with the student ID and password, but email notification reports are only available for the Parent single sign-on account (SSO) account. Each parent can create an individual SSO account to access their children's information. This can access the records of one or more children. You will need to have the Access ID for at least one of you children to get started.

Your child's confidential Access ID is: 100000PSD

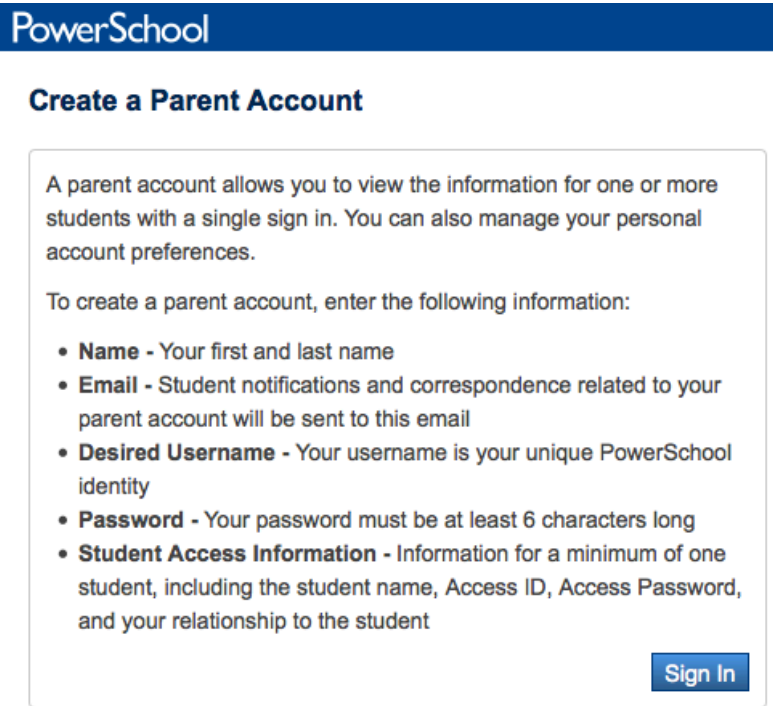
Your child's confidential Access password is: \*\*\*\*\*

1) Select the tab: Create Account



The screenshot shows the PowerSchool 'Create an Account' page. At the top, there is a blue header with the 'PowerSchool' logo. Below the header, there are two tabs: 'Sign In' and 'Create Account' (selected). The main heading is 'Create an Account'. Below the heading, there is a text box that says: 'Create a parent account that allows you to view all of your students with one account. You can also manage your account preferences. [Learn more.](#)' A blue 'Create Account' button is at the bottom right of the text box.

The link to Learn more will give you an overview of the required information



**PowerSchool**

### Create a Parent Account

A parent account allows you to view the information for one or more students with a single sign in. You can also manage your personal account preferences.

To create a parent account, enter the following information:

- **Name** - Your first and last name
- **Email** - Student notifications and correspondence related to your parent account will be sent to this email
- **Desired Username** - Your username is your unique PowerSchool identity
- **Password** - Your password must be at least 6 characters long
- **Student Access Information** - Information for a minimum of one student, including the student name, Access ID, Access Password, and your relationship to the student

[Sign In](#)

Click on the 'Create Account' button.  
Enter the required information.

**Create Parent Account**

|                   |                                 |
|-------------------|---------------------------------|
| First Name        | Arthur                          |
| Last Name         | Dragon                          |
| Email             | dragon.arthur.penn@myemail.com  |
| Desired Username  | dragon-arthur                   |
| Password          | ..... <a href="#">Show/Hide</a> |
| Re-enter Password | .....                           |

Password must:  
•Be at least 6 characters long

Scroll down and enter the name, **AccessID**, and Access Password for your child. This is the second ID and password listed on your letter.

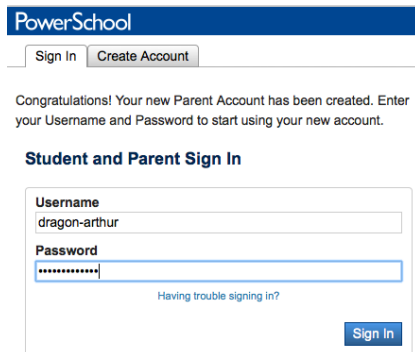
**Link Students to Account**

Enter the Access ID, Access Password, and Relationship for each student you wish to add to your Parent Account

1

|                 |             |
|-----------------|-------------|
| Student Name    | Pete Dragon |
| Access ID       | 10000PSD    |
| Access Password | .....       |
| Relationship    | Father      |

When you click on the 'Submit' button, PowerSchool will return you to the Login Screen. You may now log into PowerSchool with the account you just created.



PowerSchool

Sign In Create Account

Congratulations! Your new Parent Account has been created. Enter your Username and Password to start using your new account.

**Student and Parent Sign In**

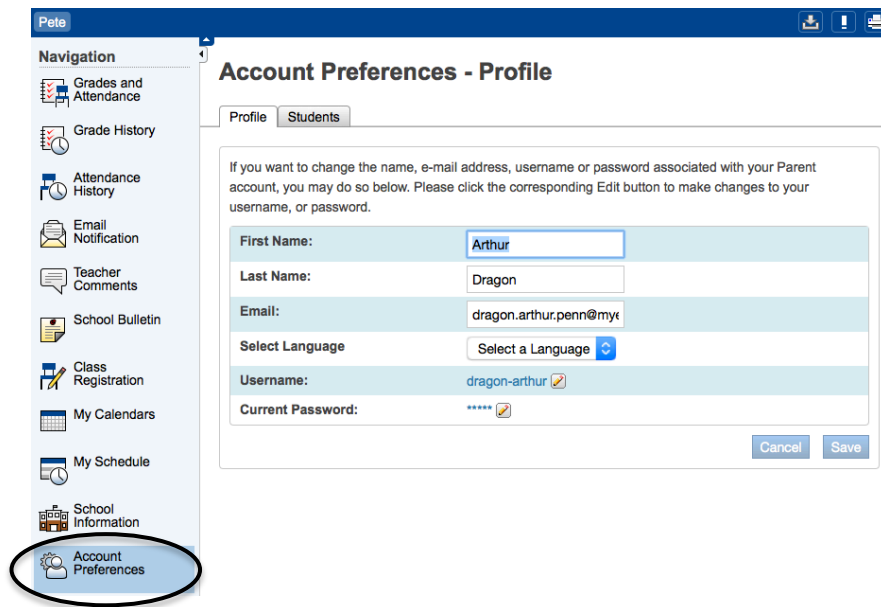
Username  
dragon-arthur

Password  
\*\*\*\*\*

Having trouble signing in?

Sign In

To add more children, select Account Preferences (bottom of the left-hand pane)



Pete

Navigation

- Grades and Attendance
- Grade History
- Attendance History
- Email Notification
- Teacher Comments
- School Bulletin
- Class Registration
- My Calendars
- My Schedule
- School Information
- Account Preferences**

**Account Preferences - Profile**

Profile Students

If you want to change the name, e-mail address, username or password associated with your Parent account, you may do so below. Please click the corresponding Edit button to make changes to your username, or password.

First Name: Arthur

Last Name: Dragon

Email: dragon.arthur.penn@mye

Select Language: Select a Language

Username: dragon-arthur

Current Password: \*\*\*\*\*

Cancel Save

Click on the Students tab. Click on the 'Add' button.



Profile Students

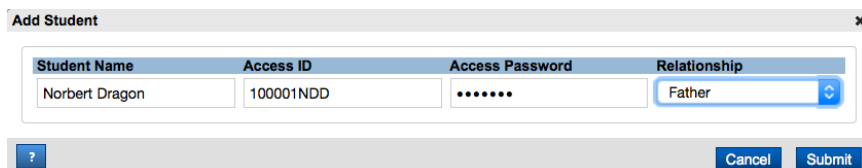
Add

**My Students**

To add a student to your Parent account, click the ADD button.

1. Pete Dragon

Enter the requested Information



Add Student

| Student Name   | Access ID | Access Password | Relationship |
|----------------|-----------|-----------------|--------------|
| Norbert Dragon | 100001NDD | *****           | Father       |

? Cancel Submit

# Forgotten Password or Username

Click on the link at the bottom of the sign in page.



PowerSchool

Sign In Create Account

### Student and Parent Sign In

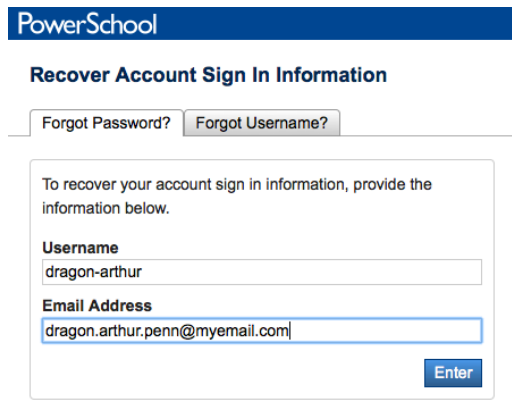
Username  
[input field]

Password  
[input field]

Having trouble signing in?

Sign In

Select the Password or Username tab and fill in the information



PowerSchool

### Recover Account Sign In Information

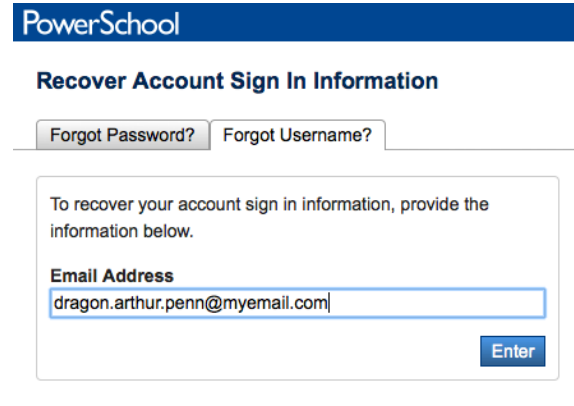
Forgot Password? **Forgot Username?**

To recover your account sign in information, provide the information below.

Username  
dragon-arthur

Email Address  
dragon.arthur.penn@myemail.com

Enter



PowerSchool

### Recover Account Sign In Information

**Forgot Password?** Forgot Username?

To recover your account sign in information, provide the information below.

Email Address  
dragon.arthur.penn@myemail.com

Enter

An email will be sent to you with an embedded link.

You recently requested a new password.

To reset your password, visit the link below. This link is valid for only 30 minutes.

[https://powerschool.dragon.k12.pa.us:443/public/recover\\_password.html?t=1junoYpAmnxzjLLVmZAI83000274e](https://powerschool.dragon.k12.pa.us:443/public/recover_password.html?t=1junoYpAmnxzjLLVmZAI83000274e)

If clicking the link above does not work, copy and paste the web site address in a new browser window instead.

If you have forgotten your username, click the "Having Trouble Signing In?" link on the sign in page and follow steps for recovering your username.

Note: Replies to this message are not monitored or answered.

OR

Your PowerSchool Username is dragon-arthur.

To sign in, visit the link below.

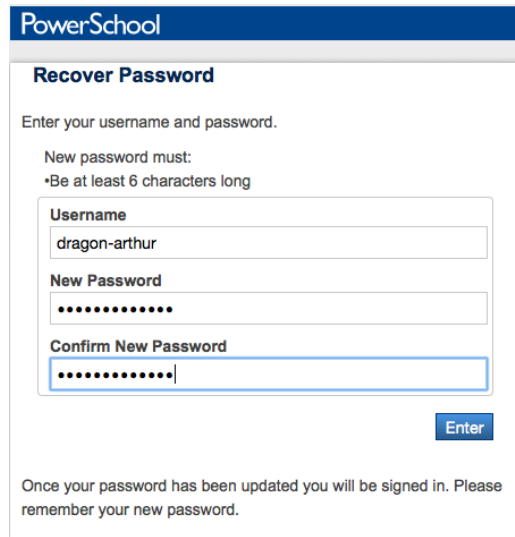
[https://powerschool.dragon.k12.pa.us:443/public/recover\\_username.html](https://powerschool.dragon.k12.pa.us:443/public/recover_username.html)

If clicking the link above does not work, copy and paste the web site address in a new browser window instead.

If you have forgotten your password, click the "Having Trouble Signing In?" link on the sign in page and follow steps for recovering your password.

Note: Replies to this message are not monitored or answered.

The link in the PowerSchool Password Reset Request email will open a window allowing you to enter a new password.



The screenshot shows a web form titled "PowerSchool Recover Password". The form is contained within a light gray border. At the top left of the form area is the "PowerSchool" logo in a blue header. Below the logo, the title "Recover Password" is displayed in bold. The instructions "Enter your username and password." are followed by a requirement for the new password: "New password must: •Be at least 6 characters long". There are three input fields: "Username" with the text "dragon-arthur", "New Password" with ten dots, and "Confirm New Password" with ten dots. A blue "Enter" button is located to the right of the "Confirm New Password" field. At the bottom of the form, a message states: "Once your password has been updated you will be signed in. Please remember your new password."

The link in the PowerSchool Username Request email will open the PowerSchool Portal sign-in page.